



National Little League, Victoria, BC

Umpires Guide 2018



# **National Little League Umpire Guide 2018**

**Umpire-in-Chief (UIC):** Jimmy McLean 250-885-6145 / [jimmymclean@gmail.com](mailto:jimmymclean@gmail.com)

## **What's Included:**

- (Part 1) 2018 General Guide
- (Part 2) Base Umpire Positioning
- (Part 3) Mini-Minor Guide
- (Part 4) Good Rules to Know / Tips

## **Part 1**

**Umpire Schedule:** [nationallittleleague.org/umps](http://nationallittleleague.org/umps)

**Proper Clothing:** National Umpire shirt (or other umpire shirt – tucked in), black/grey pants, black shoes, baseball/umpire hat. (No shorts ever on a baseball field!). Make sure you hang your shirt up in the umpire's room after every game.

**Be Professional:** Umpires have a serious job, and I expect you to treat it seriously! No goofing around on the field, don't sit down between innings, make sure you show up to the games early so you have time to prepare and talk with your partner. Act calm, professional, and be confident with your calls. You are in charge out there, not the coaches, parents, or scorekeepers!

**Can't Make a Game?** If you can't make one of your games, call me as early as you can so I have time to find a replacement for you. We will all share phone numbers and e-mail, so you can contact other umps to ask them if they can fill in for you if you can't get ahold of me. If you **no-show** a game without calling you won't get any more games.

### **Dealing with Conflict:**

Hopefully all your games will go smoothly, but sometimes conflicts do arise.

If you know you made a bad call, when you're talking to the coach just tell him "Sorry coach it was my mistake" and **diffuse** the situation. That way the coach is reminded you are human and make mistakes and shouldn't bother you anymore.

If you make a close call any it could've gone either way tell the coach "Coach it was a close play I stand behind my call."

If you make a call and you know you got it right but the coach comes out to argue anyway, tell him "Coach it was a close play I stand behind my call."

Always try to **diffuse** the situation as best as possible. If he is yelling do not respond by yelling. Tell him you cannot discuss a play with a coach who is yelling and send him back to the dugout.

Deal with the conflict the best way you know how and call me after the game to discuss what happened. Ejecting a coach/parent from the game is only a **last resort** and should only be done if **absolutely necessary**. If a coach is swearing at you, demeaning you, or insulting you, give him a warning first and then if he continues, **eject** him from the game. Do not start playing again until he is OUT OF THE PARK (not in the stands). Call me after the game to let me know what happened.

**Coach Appeals:** If a coach asks for “time” and goes over to talk to you about your last call and asks you to talk to your partner about it, only do so if you feel it’s the right thing to do. If you are already sure you made the right call, tell the coach sorry I do not need to discuss this call further, and get the game going again. Always back up your partner, never question his or her calls unless he or she asks you to! Be supportive out there, you are a team!

**Rule Questions:** There are a lot of rules and we don’t expect you to know every single one. Review the rule book if you aren’t sure of anything, or call/e-mail me if you have any questions. See the rule refresher on the next page.

**Pay:** Regardless of base or plate our pay for 2018 is:  
*Majors: \$20/game, Minors/Mini-Minor: \$15/game*

**Call or E-Mail Me:** If you have any questions, comments, problems or just have a funny story from a game, you can always reach me by phone or e-mail. It is my job to make sure we Umpires stick together and do the best job we can out there representing our park!

250-885-6145 / [jimmymclean@gmail.com](mailto:jimmymclean@gmail.com).

## Part 2

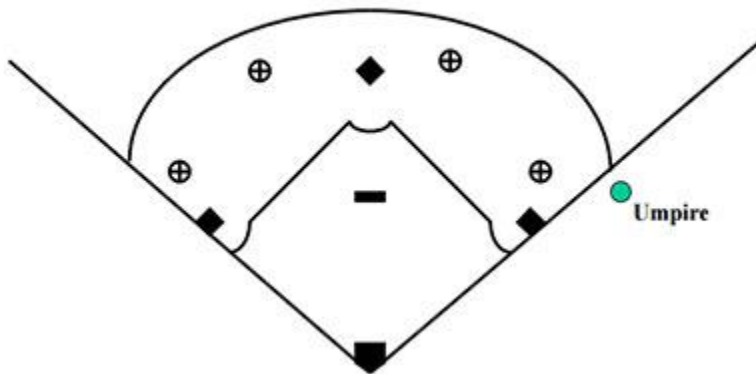
### Base Umpire Positioning (1 Base Umpire)

With only 1 base umpire, you are in charge of a lot out there! Make sure you know where to stand so you can have the best chance of making the call right. There are only 3 positions you should ever start in as a base umpire.

- Being in the right position is more important than getting the call right.
- Having a better angle on the play is better than being closer

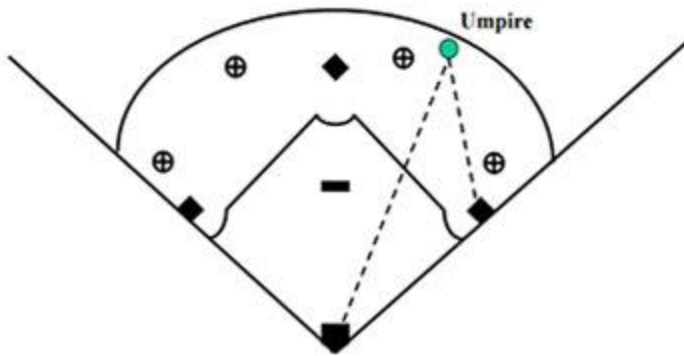
### **“A” Position**

**When: BASES EMPTY!** Always start a new inning at **A Position**. 10-12 feet behind 1<sup>st</sup> base with your right foot up against the foul line. You are standing in foul territory so if a hit ball accidentally hits you, you know it was a foul ball.



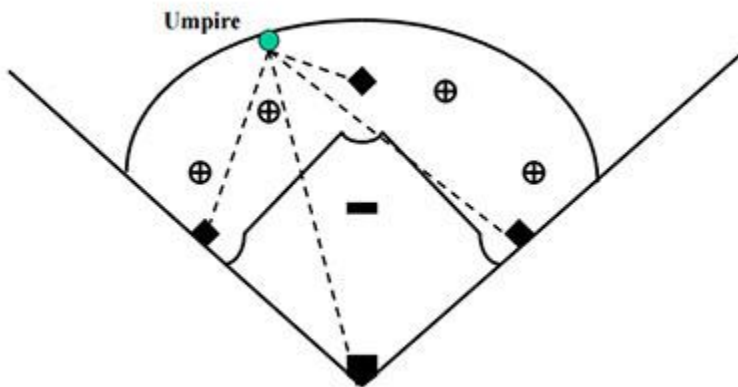
### **“B” Position**

**When: RUNNER ON 1<sup>st</sup>** About halfway between 1<sup>st</sup> and 2<sup>nd</sup> base, far enough back to be able to see the ball pitched but also to keep an eye on the runner on 1<sup>st</sup>. Stay out of the way of the 2<sup>nd</sup> baseman, position yourself accordingly. Make sure you're not in the path of the runner!



## "C" Position

**When: ANY OTHER TIME!** Unless there are no runners on, or just a runner at 1<sup>st</sup>, you are in **"C" Position!** From here you can make a call easily on 2<sup>nd</sup> or 3<sup>rd</sup> base, and you still have a good angle on the play at 1<sup>st</sup>.



**Remember:** With only 1 base umpire it's not always easy and sometimes you'll be far away from a close play. We aren't always going to have it easy as ump's but if you stick to these 3 positions you'll give yourself the best opportunity to make the right call. Mistakes happen, position is key!

## Part 3

### Mini-Minor Umpiring Guide – National 2018

Here are some tips to help you through the Mini-Minor games. Mini-Minors is quite a bit different than Minors or Majors as they do not play by normal baseball rules. For a full list of our Mini-Minor rules please see our website.

Not allowed: Bunting, Leadoffs, Stealing, Sliding or Arguing! If a coach tries to overrule you, or change the call, don't let him! Even if he thinks you were wrong, or you aren't sure, just stick by your call and move on. The coaches are usually good about handling this.

#### Before May Long Weekend:

Each batter gets **5 good pitches**, and then he or she is out. If a pitch is bad or doesn't cross the plate, it doesn't count. If a player fouls on their last pitch, they get 1 more, but after that it's an out!

**Don't call balls & strikes!** You are only there to count the pitches, call outs and safes, and make sure the game runs smoothly! Players can't strike out, they only get out if they don't get a hit after 5 pitches.

#### After May Long Weekend:

Each batter gets **3 pitches from a kid**, if no hit is made the coach will pitch **3 more**. Only call strikes if the batter swings. 3 strikes is an out, otherwise the same rules apply!

## Part 4

### Little League Umpire Tips & Good Rules to Know

- 1) **“When in doubt call him out!”** You might have heard the term “tie goes to the runner.” This is false! If the play is too close to call, call him out. This helps speed the game along and rewards the fielders for making the play.
- 2) **Take your time** making calls! There is no rush out there. You are the boss, nothing will happen until you make a call! Think it over once in your head, take a breath, and then make the call.
- 3) **Pay attention!** Games can be slow sometimes, lots of walks, lots of balls. Always try your best to stay attentive. Ask yourself how many outs there are and what the count is even if you’re a base umpire. Know where the runners are and what the score is. Keeping on top of this information can help you avoid making embarrassing mistakes.
- 4) **Be confident** out there! Again, you are the boss out there! That doesn’t mean act bossy, just act professional and strong. Be confident with your calls, and the closer the call is the louder your call should be! There’s no need to yell “SAFE” if he was safe by a mile, but it’s a close play, yell “SAFE”, make the safe signal and show that you are confident in your call! (Even if you are not sure).
- 5) **Position is important!** Everyone makes mistakes, from Mini-Minors all the way up to the Major leagues. All I care about is that you try your best and remember to be in the right position as a base umpire! It’s more important to have a good angle on the play than to be closer. Especially with just 1 base umpire you can’t be everywhere at once, so follow my guide on Base Umpiring Positioning and practice makes perfect!
- 6) **Support your partner!** You guys are a team out there. Always back up your partner, never question his or her calls unless he or she asks you to! Be supportive out there, you are a team!
- 7) After the game is over, go home! **Don’t stick around to chat** with fans, coaches or players, even if they are your friends. This just opens the door up to possible controversy. If they ask you to talk to them about a call you made, just tell them to contact the UIC (me) and that you won’t be discussing anything further with them.
- 8) If you are unsure of any rule or have anything to talk to me about at all, always **e-mail, text or call me!** I am here to help you become the best umpire you can, and make sure you have fun this season!

**Good luck this season! - Jimmy**